






SPEAKING

SPEAKING TASK 1

You are a new student at school. Introduce yourself to your friends. Tell about your age, country, nationality, and your favorite class.

SPEAKING TASK 2

Choose one kid and talk about him or her using the information in the table.

| | | Country | Nationality | Age | Languages | Favorite subject |
|---|--------|---------|-------------|-----|------------------------------|------------------|
|  | Yumiko | Japan | Japanese | 12 | Japanese and English | Art |
|  | Linda | Britain | British | 13 | English, German and French | Science |
|  | Maria | Italy | Italian | 11 | Italian, Spanish and Russian | ICT |
|  | Yang | China | Chinese | 14 | German, Chinese | History |
|  | Mert | Türkiye | Turkish | 15 | Turkish, English, French | Maths |

SPEAKING TASK 3

Choose one kid and talk about him or her using the information given.

LEE

County: China
Nationality: Chinese
Age: 14
Languages: Chinese and English
Favorite Subject: PE



KATE

County: the USA
Nationality: American
Age: 13
Languages: Japanese and English
Favorite Subject: Art



BELLA

County: France
Nationality: French
Age: 12
Languages: French, German, Italian
Favorite Subject: Maths

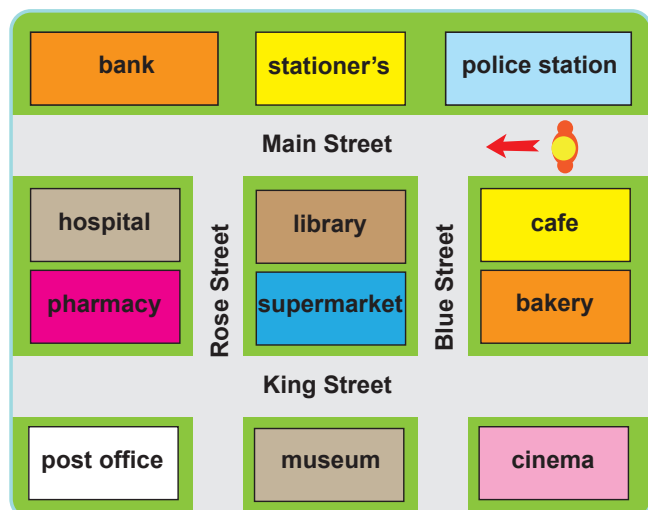


PABLO

County: Spain
Nationality: Spanish
Age: 11
Languages: Spanish, German, Russian
Favorite Subject: History



SPEAKING TASK 4



Tell how to go to the

- post office
- cinema
- hospital
- bakery
- supermarket

SPEAKING TASK 5

FIND THE DIFFERENCES

Look at Jim and Lucy's timetables and talk about the differences.

| Monday | Tuesday | Wednesday | Thursday | Friday |
|--------|---------|-----------|----------|--------|
| HELLO | HELLO | HELLO | HELLO | HELLO |
| HELLO | HELLO | HELLO | HELLO | HELLO |
| HELLO | HELLO | HELLO | HELLO | HELLO |
| HELLO | HELLO | HELLO | HELLO | HELLO |

Jim's Timetable



| Monday | Tuesday | Wednesday | Thursday | Friday |
|--------|---------|-----------|----------|--------|
| HELLO | HELLO | HELLO | HELLO | HELLO |
| HELLO | HELLO | HELLO | HELLO | HELLO |
| HELLO | HELLO | HELLO | HELLO | HELLO |
| HELLO | HELLO | HELLO | HELLO | HELLO |
| HELLO | HELLO | HELLO | HELLO | HELLO |

Lucy's Timetable



SPEAKING TASK 6

INFORMATION EXCHANGE

STUDENT A:

Mary and Paul are new at school. You don't know anything about Mary. Ask Student B some questions about Mary.



MARY

| | |
|--------------------|---|
| Country | ? |
| Nationality | ? |
| Age | ? |
| How many languages | ? |
| Favourite subject | ? |



PAUL

| | |
|--------------------|--------|
| Country | France |
| Nationality | French |
| Age | 12 |
| How many languages | 2 |
| Favourite subject | Maths |

SPEAKING TASK 6

INFORMATION EXCHANGE

STUDENT B:

Mary and Paul are new at school. You don't know anything about Paul. Ask Student A some questions about Paul.



MARY

| | |
|--------------------|---------|
| Country | Italy |
| Nationality | Italian |
| Age | 11 |
| How many languages | 3 |
| Favourite subject | Art |



PAUL

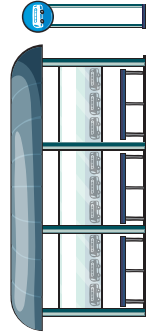

| | |
|--------------------|---|
| Country | ? |
| Nationality | ? |
| Age | ? |
| How many languages | ? |
| Favourite subject | ? |

SPEAKING TASK 7

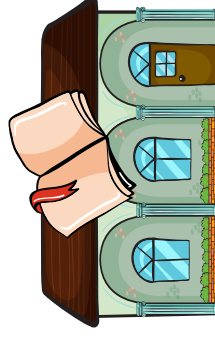
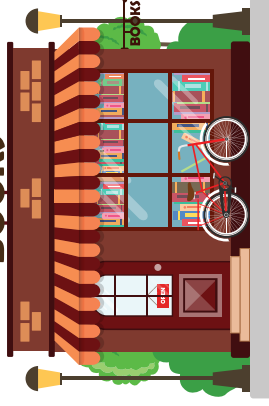
MAKING A DIALOGUE

STUDENT A:

You are new in the town. Ask Student B some questions about the places in the town.



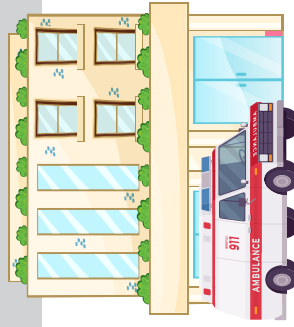


BOOKS



STUDENT B:

Answer Student A's questions using prepositions.



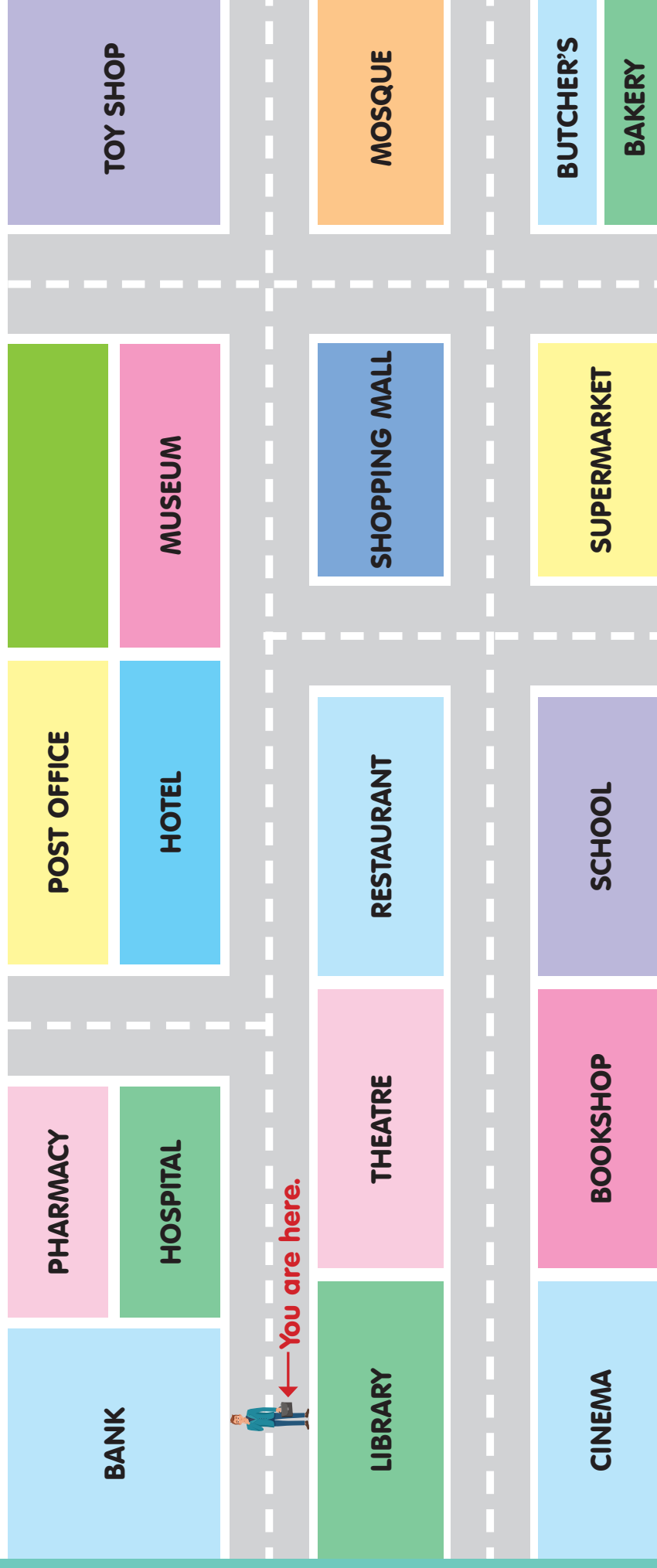
e.g. A: Where is the hospital?
B: It's next to the pharmacy.

SPEAKING TASK 8

GIVING DIRECTIONS

STUDENT A:

- You start from the library to go to the bakery. Draw your route on the map.
- Describe your route for B to draw, but don't tell where you want to go.
- Listen to B's route. Draw it in a different colour and find which shop B wants to go.



SPEAKING TASK 8

GIVING DIRECTIONS

STUDENT B:

- You start from the library to go to the cinema. Draw your route on the map.
- Listen to A's route. Draw it in a different colour and find which shop A wants to go.
- Describe your route for A to draw, but don't tell where you want to go.

